

LETTERS

READERS' PAGE

The reason why I subscribe to EFY is that no other Indian magazine is so exciting and informative in the field of electronics. EFY represents creativity in electronics. But this creativity can be enhanced if you provide a page for readers to express their views about electronics.

SATISH KOUL

Harvana

Readers are welcome to express their views under this 'Letters' section for the time being.

THANKS FOR 'BROADCASTING' ARTICLE

Please convey my grateful regards to Mr G.V. Sulu, VU2GV whose informative article on 'Beginning of Broadcasting in India, was published in your February 1978 issue. I also thank you for your encouragement to publish such interesting articles.

MADHURANATH

Director Rashmi Enterprises
Bangalore

IMPROVE THE STEREO AMP

Mr Uday Pratap Singh of Instrumentation Ltd, Kota has pointed out a mistake in the circuit of 'Improved Stereo Amp' published in Letters column of July '77 issue of EFY.

In the circuit BC178 and PT6 should as well be connected in darlington mode. The emitter of BC 178 should be connected to base of PT6, instead of its emitter, and collector of BC178 should be connected to collector of PT6 instead of its base.

Readers who have a copy of the BEL application information Code No. AI/LIC 3, CA741, general-purpose operational amplifier may also correct Fig. 9, for low distortion power amplifier accordingly.

A. SHARMA

Bombay

NEGATIVE RESISTANCE TUNNEL DIODES

Kindly refer to the article 'Gunn Diode and its Applications' by K. Kalidas published in the January 1978 issue of EFY. I beg to state that tunnel diodes made of germanium do have negative resistance characteristics, as per 'Transistor Circuit Analysis and Design' by F.C. Fitcher (page 52).

R. RANGASWAMY

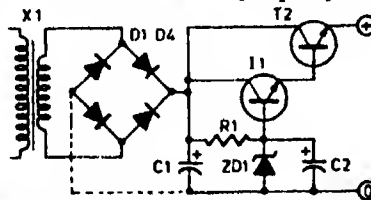
Gauhati

PLEASE CORRECT

The Annual Number 1978 is very helpful, particularly due to the Directory and Buyers' Guide sections.

I have, however, noticed some mistakes:

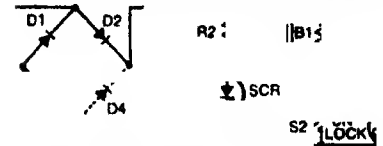
1. In the article on 'Guitar Practice Oscillator' by P.K. Sood, the bridge rectifier has not been properly con-



nected in Fig. 2 (page 76). The connection, now shown as a dotted line, which is essential for the circuit to work, has not been shown in the original diagram.

2. Again, in the Intruder Alarm ar-

ticle by D. Venkatasubbiah (page 79), diode D4 in rectifier bridge has been



shown connected in the opposite direction. The diode should be connected as shown here.

3. In the TV Games article by Ajmer Singh, it is claimed that 'For those who might like to construct a TV game device, all the necessary information is being given.' But the value of Vcc—the voltage to be supplied to the circuit is not mentioned anywhere.

R.K. KAKKAD

Rajkot

EFY is grateful to Mr Kakkad

In Mr Venkatasubbiah's article the 'lock' and 'unlock' positions in the diagram were also interchanged, by mistake.

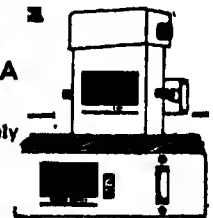
In Mr Ajmer Singh's article, the circuit shown in Figs. 1 and 2 would work on a Vcc of + 6V.

INDOTECH
PANEL METERS

Gram INDEVICES. Ph. 563164
INDOTECH DEVICES
RISHINAGAR, JAI TALKIES RD.
SHAKURBASTI DELHI-110034
BOMBAY - Ph. 370647

SUDARSHAK T.V. ANTENNA BOOSTER

With Power Supply
For Best
Picture-Quality
Price Rs 375 -
Taxes, Pkg.
Fwdg. extra



A PRODUCT OF IEAP PUNE 2
Principal Distributors:
Precious Electronics Corporation
3, Chunam Lane, B. Athipattan Street
Off Lamington Road, Mount Road.
BOMBAY-400 007 MADRAS 600 002
Phone : 367489 Phone : 842718