


Service  
Service  
Service

19B/22B/30B/39B



Herewith service manual 4822 727 18306 is cancelled

# Service Manual

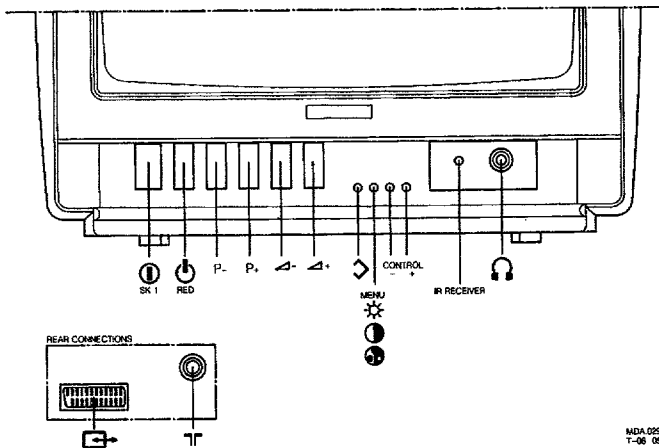
Safety regulations require that the set be restored to its original condition and that parts which are identical with those specified be used.





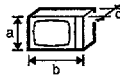

Les normes de sécurité exigent que l'appareil soit remis à l'état d'origine et que soient utilisées les pièces de rechange identiques à celles spécifiées.

## CHASSIS ANUBIS A

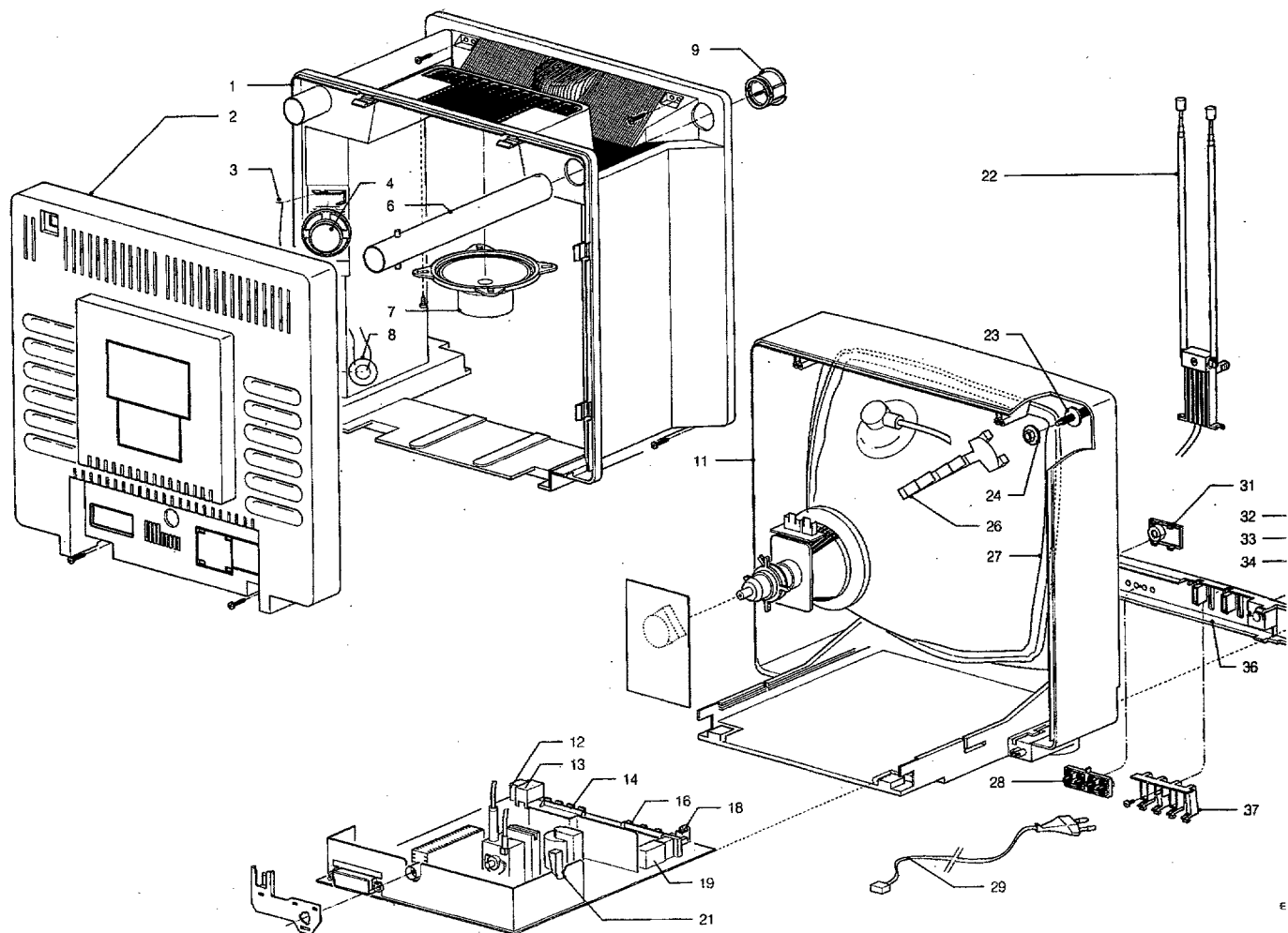
Remote control: RC6801

4822 218 21003



	220-240 V (± 10%) 50 W					
	A36EAM11X13 4822 131 20438	-/10/30	: PAL BG		<b>UV917E</b> VHFa: 46-118 MHz VHFb: 118-300 MHz UHF : 470-861 MHz	
	axbxc 374x366x367 mm	-/19/39	: PAL B/G/I SECAM B/G/L/L'		<b>UV915E</b> only for -/30/39 VHFa: 46-118 MHz VHFb: 118-300 MHz Hyper: 300-470 MHz UHF : 470-861 MHz	
	1x1W 1x0,5W 1xpiézo	-/16/22	: PAL B/G SECAM B/G			





1	4822 432 10897	Centre section	21	4822 492 70559	Spring for 7445
2	4822 432 10344	Rear cover	22	4822 218 20994	Aerial
3	4822 492 70863	Spring for speaker	23	4822 503 21006	Spindle
4	4822 240 30588	Loudspeaker	24	4822 505 10903	Nut
6	4822 498 10406	Handle	26	4822 404 30753	Bracket
7	4822 240 40191	Loudspeaker	27	4822 157 52316	Degaussing coil
8	4822 240 70227	Piëzo speaker	28	4822 410 61183	Knob frame
9	4822 462 41794	Handle stopper	29	4822 321 10498	Mains cord
11	4822 430 10328	Cabinet	31	4822 432 92736	Headphone cover
12	4822 267 31292	Headphones jack	32	4822 410 61124	Mains knob
13	4822 218 20981	RC5 receiver	33	4822 492 32656	Spring
14	4822 276 40414	Push button assy	34	4822 381 11251	LED lens
16	4822 277 21438	Push button assy	36	4822 404 31175	Control unit
18	4822 255 40955	LED holder	37	4822 410 61182	Knob frame
19	4822 276 12597	Mainsswitch			