

Routine cleaning Servoⁱ Refer to the Servoⁱ User's manual for detailed information

Preparation

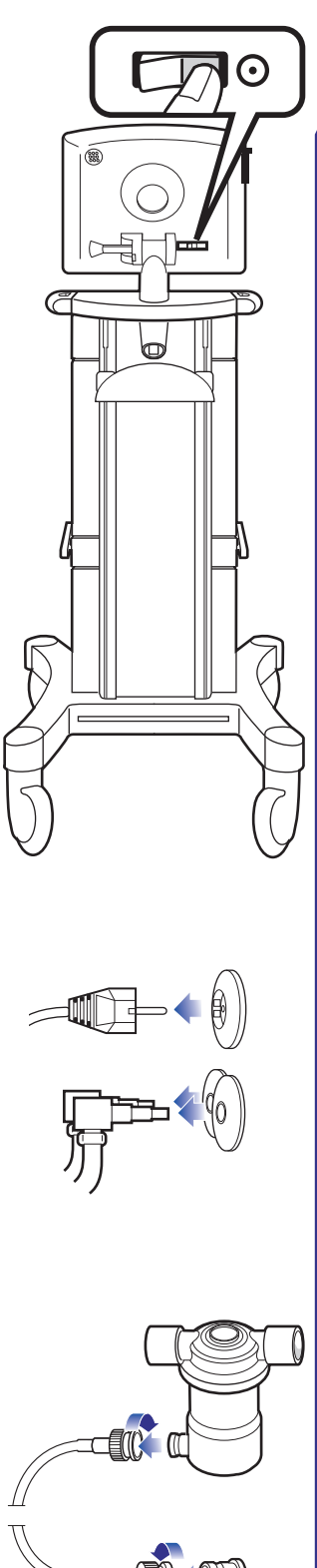


Diagram showing the preparation of the ventilator for cleaning, including the expiratory cassette and the humidifier.

Wiping and discarding

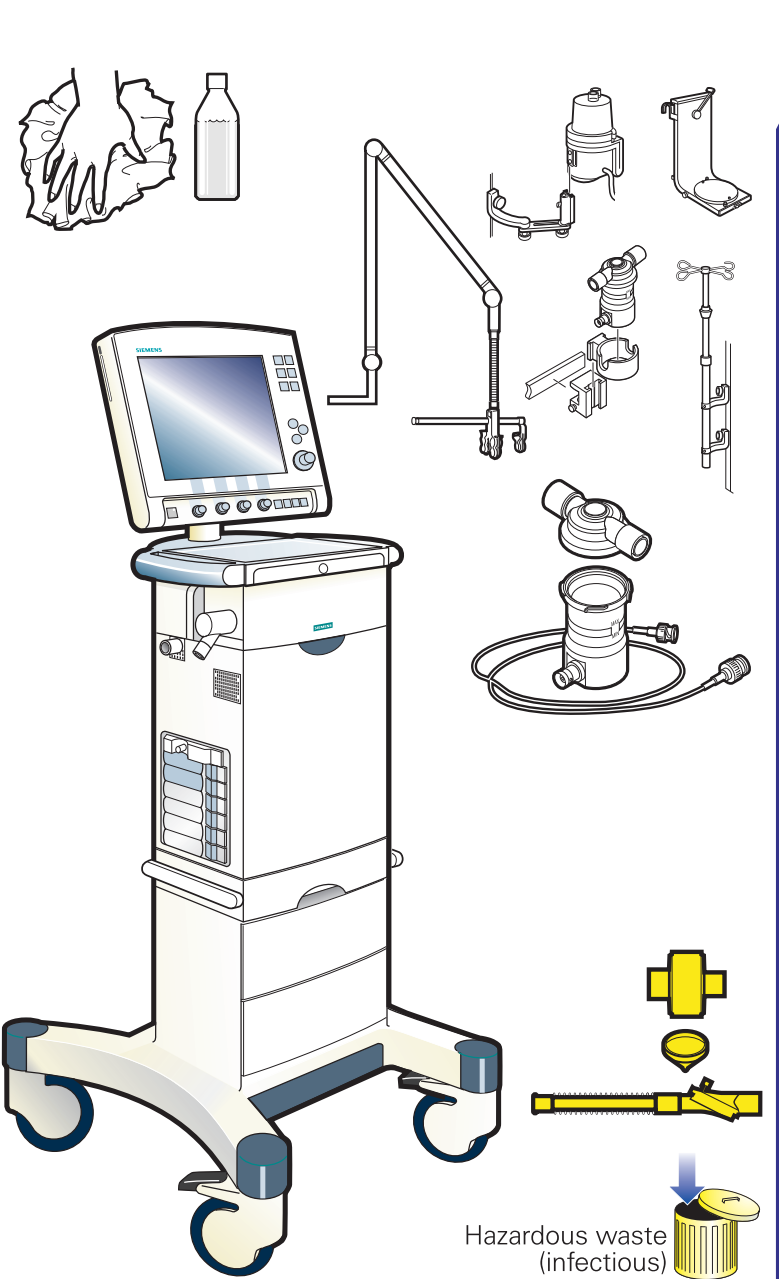
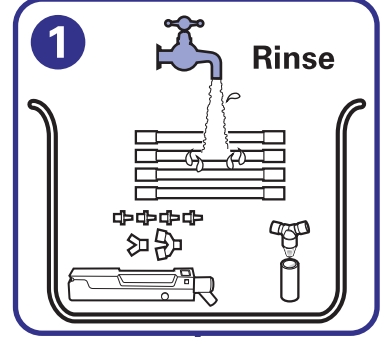
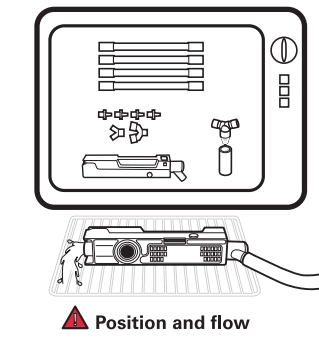

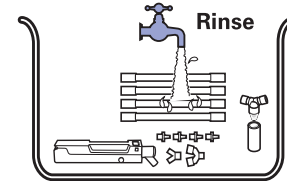
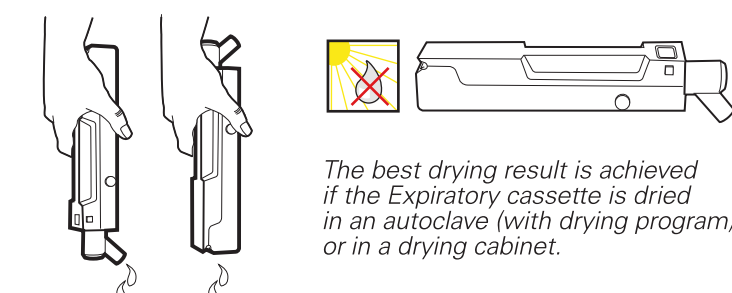


Diagram showing the wiping of the ventilator and the discarding of hazardous waste (infectious).



WARNING!
All personnel should be aware of the risk of parts being infected when disassembling and cleaning the ventilator.

Disinfection procedure

- 1 Rinse**

- 2 Medical dish disinfectant 85-95 °C (185-203 °F)**

▲ Position and flow
- 2 Disinfectant agent 1 Hour (Alcohol)**

- 3 Rinse**




▲ Drying

The best drying result is achieved if the Expiratory cassette is dried in an autoclave (with drying program) or in a drying cabinet.

Disinfection procedure (Servo Ultra Nebulizer)

- 1 Glutaraldehyde 1 Hour**

- 2 Distilled water**


Sterilization procedure

Autoclave

-  **3 min 134 °C (273 °F)**
-  **15 min 121 °C (250 °F)**

Pre-use check

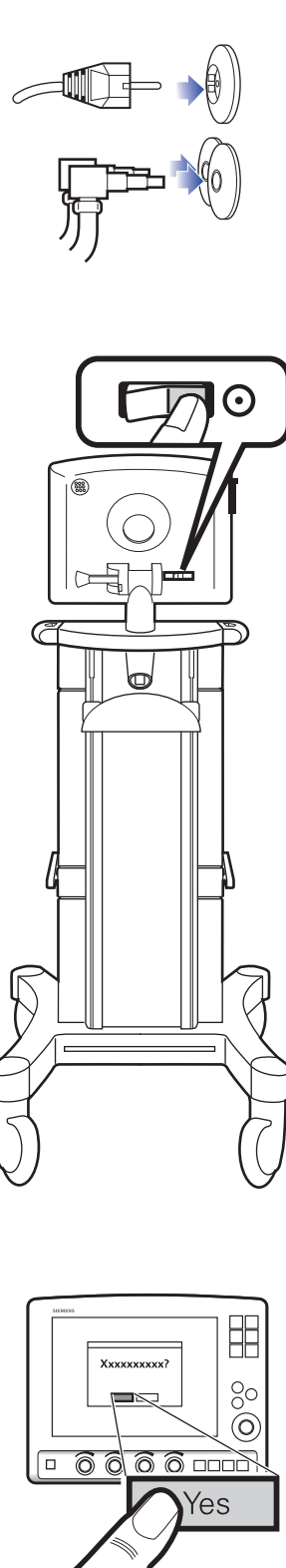


Diagram showing the pre-use check of the ventilator and the expiratory cassette.