
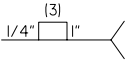

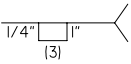
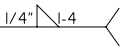
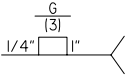
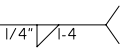
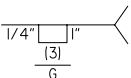
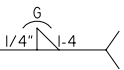

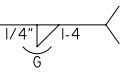

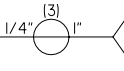

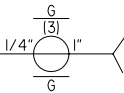



Welding Symbols

	<p>Fillet weld other side. Grind to contour part.</p>		<p>1/4" dia. plug welds, other side. 3 places, 1" spacing.</p>
	<p>Fillet weld this side. Grind to contour part.</p>		<p>1/4" dia. plug welds, this side. 3 places, 1" spacing.</p>
	<p>1/4" fillet tack welds, other side. 1" long, 4" on centre.</p>		<p>1/4" dia. plug welds other side. Grind flush. 1" long, 4" on centre"</p>
	<p>1/4" fillet tack welds, this side. 1" long, 4" on centre.</p>		<p>1/4" dia. plug welds this side. Grind flush. 3" places, 1" spacing.</p>
	<p>1/4" fillet tack welds, other side. Grind to contour part.</p>		<p>Butt-weld other side.</p>
	<p>1/4" fillet tack welds this side. Grind flush. 1" long, 4" on centre.</p>		<p>Butt-weld this side.</p>
	<p>1/4" spot welds. 3 places, 1" spacing.</p>		<p>Butt-weld other side. Grind flush.</p>
	<p>1/4" spot welds. 3 places, 1" spacing. Grind both sides flush.</p>		<p>Butt-weld this side. Grind flush.</p>