
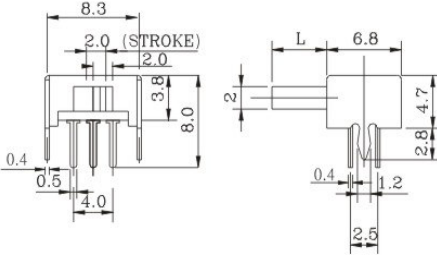
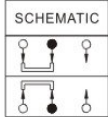

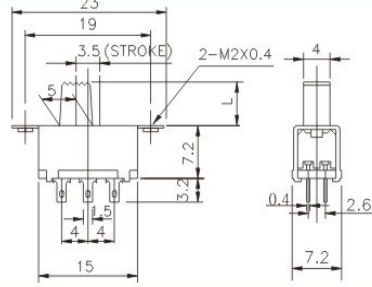
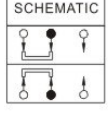

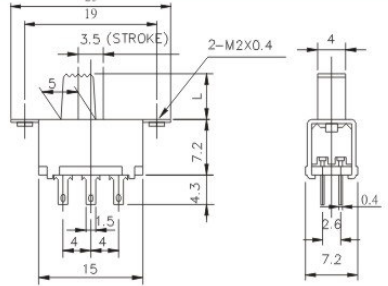
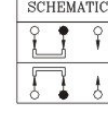

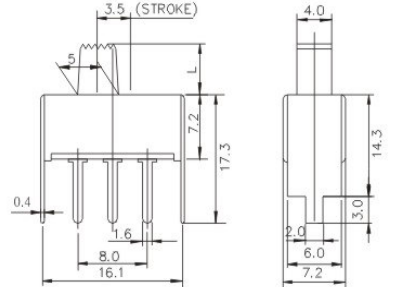
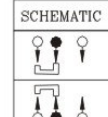

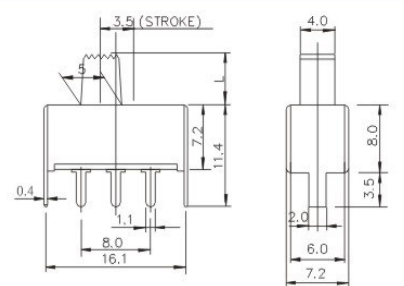
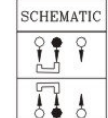




SLIDE SWITCH

Model	Outline Drawing	Features
<p>SV69010F-0202-LV</p> 		 <p>Rating: AC125V 0.3A Timing: Non-Shorting L=4, 6</p>
<p>SS70010F-0202-LT</p> 		 <p>Rating: AC125V 0.3A Timing: Non-Shorting L=3.5, 4, 5, 6, 7.5, 8.5, 10, 12, 14</p>
<p>SS70010F-0202-LT-011</p> 		 <p>Rating: AC125V 0.3A Timing: Non-Shorting L=3.5, 4, 5, 6, 7.5, 8.5, 10, 12, 14</p>
<p>SS70020F-0202-LT-021</p> 		 <p>Rating: AC125V 0.3A Timing: Non-Shorting L=3.5, 4, 5, 6, 7.5, 8.5, 10, 12, 14</p>
<p>SS70070F-0202-LT</p> 		 <p>Rating: AC125V 0.3A Timing: Non-Shorting L=3.5, 4, 5, 6, 7.5, 8.5, 10, 12, 14</p>

SWITCHES