


* open collector

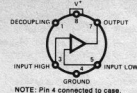
* Pin-compatible CMOS equivalents available from Teledyne Semiconductor and National Semiconductor



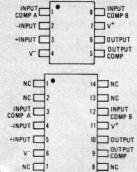
Note: A prefix to the type number denotes the manufacturer, e.g. CD 4001 (RCA), MC 14001 (Motorola), N 4001 (Sigmatics), SCL 4001 (Solid State Scientific), SIL 4001 (Siltek).

OPAMPS, COMPARATORS

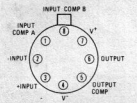
703



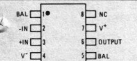
709



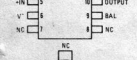

NOTE: Pin 7 connected to bottom of package.



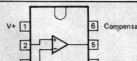
741 (835, 844)



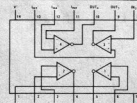
747 (835, 844)



TAA 661 (A)



LM 3900

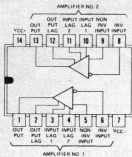


1458 (5658)

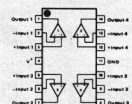


1. Output A
2. Inverting Input A
3. Noninverting Input A
4. V+
5. Noninverting Input B
6. Inverting Input B
7. Output B
8. V+

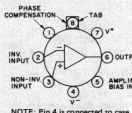
SN 76131 = TBA 231 = JIA 739



324

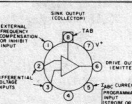


CA 3080



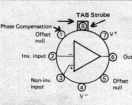
NOTE: Pin 4 is connected to case.

CA 3094



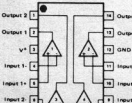
NOTE: Pin 4 is connected to case.

CA 3130



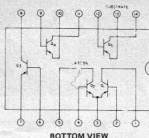
NOTE: Pin 4 is connected to case.

339 (3302)



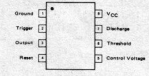
SPECIAL TYPES

CA 3086 = CA 3046



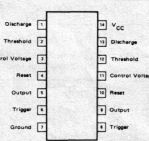
BOTTOM VIEW

555

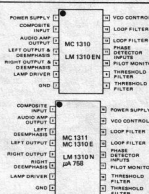


1. Ground
2. Trigger
3. Output
4. Reset
5. Control Voltage
6. Threshold
7. Discharge
8. VCC

556

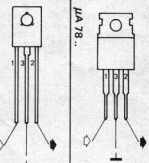


1310

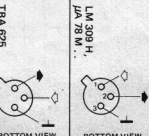


VOLTAGE REGULATORS

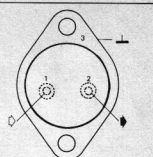
L 129/L 130/L 131



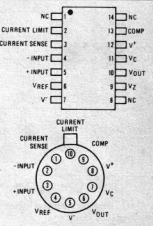
TBA 925 (829, 830)



LM309K

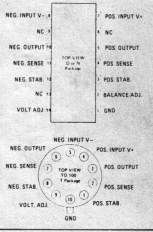


723 (550)



NOTE: On metal can, pin 5 is connected to GSB.

SG 3501 (SG 4501)



LM 325 (LM 125/LM 225)

