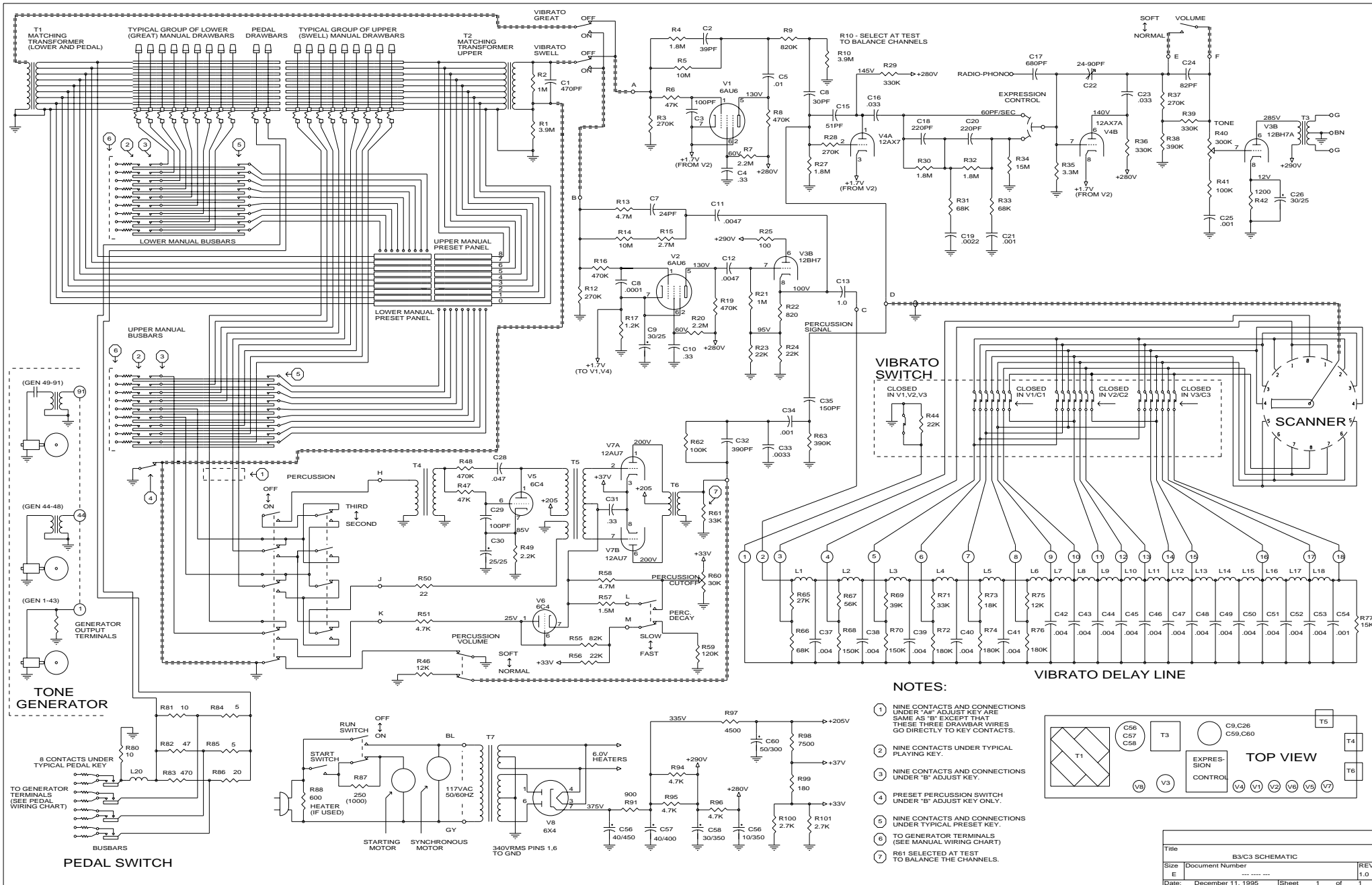
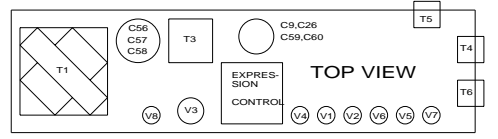


COLOR CODE
 BK BLACK
 BN BROWN
 RD RED
 OR ORANGE
 YL YELLOW
 GN GREEN
 BL BLUE
 VI VIOLET
 GY GREY
 WH WHITE
 B BARE

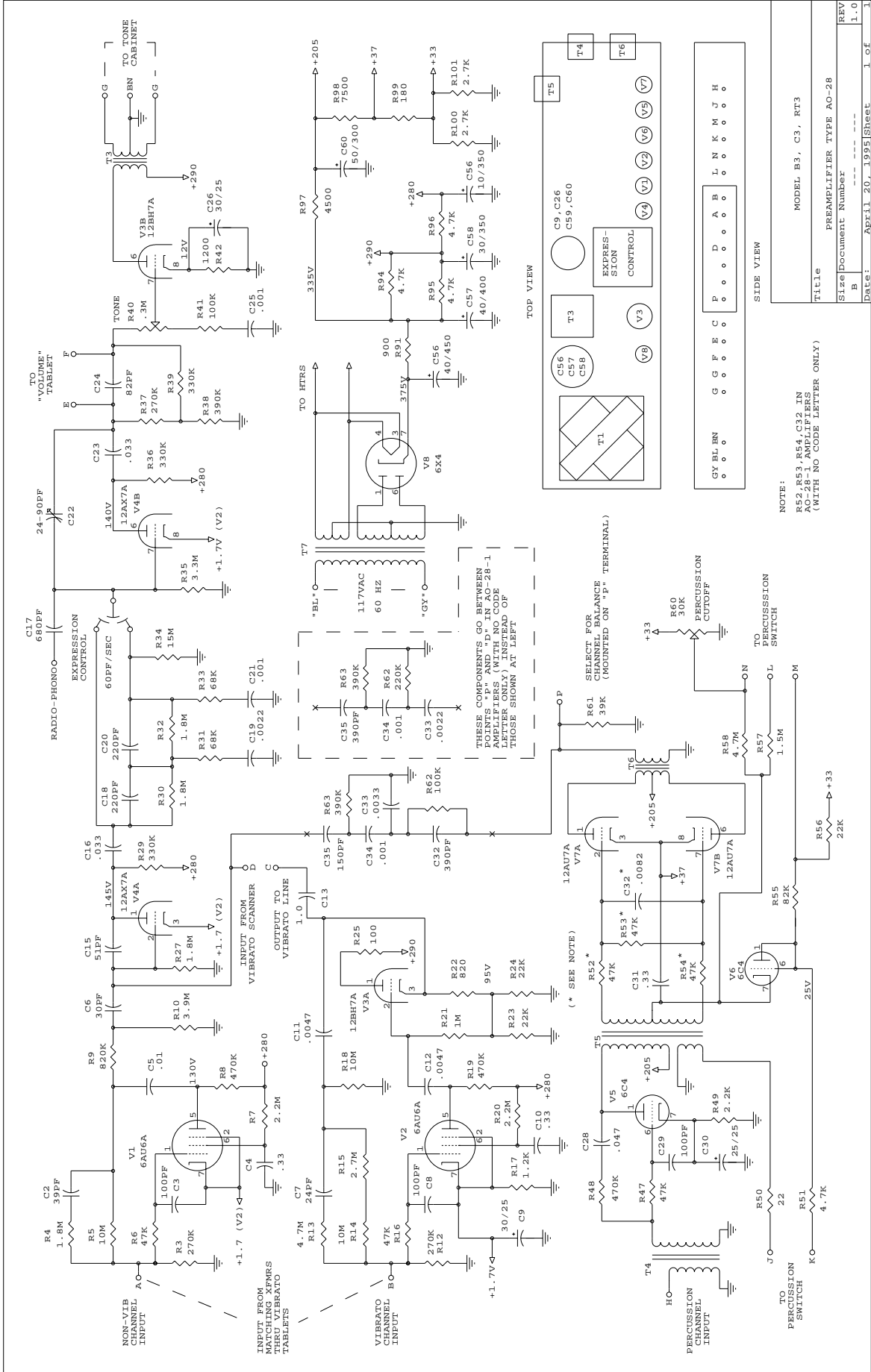


NOTES:

- 1 NINE CONTACTS AND CONNECTIONS UNDER "A" ADJUST KEY ARE SAME AS "B" EXCEPT THAT THESE THREE DRAWBAR WIRES GO DIRECTLY TO KEY CONTACTS.
- 2 NINE CONTACTS UNDER TYPICAL PLAYING KEY.
- 3 NINE CONTACTS AND CONNECTIONS UNDER "B" ADJUST KEY.
- 4 PRESET PERCUSSION SWITCH UNDER "B" ADJUST KEY ONLY.
- 5 NINE CONTACTS AND CONNECTIONS UNDER TYPICAL PRESET KEY.
- 6 TO GENERATOR TERMINALS (SEE MANUAL WIRING CHART)
- 7 R61 SELECTED AT TEST TO BALANCE THE CHANNELS.



Title	B3/C3 SCHEMATIC	
Size	Document Number	REV
E	-----	1.0
Date:	December 11, 1995	Sheet 1 of 1



NOTE:

R52, R53, R54, C32 IN AO-28-1 AMPLIFIERS (WITH NO CODE LETTER ONLY)

MODEL B3, C3, RT3

Title	PREAMPLIFIER TYPE AO-28
Size	Document Number
B	---
REV	1.0

Date: April 20, 1955 Sheet 1 of 1

