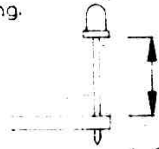


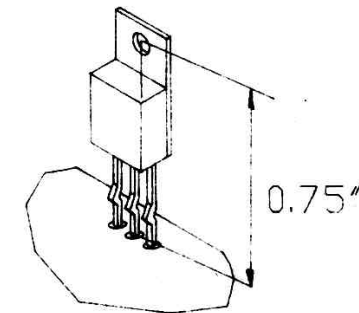
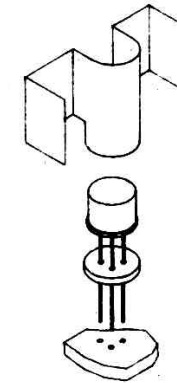
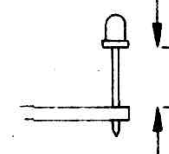
| ZONE | REV | DESCRIPTION        | SIGNATURE | DATE    |
|------|-----|--------------------|-----------|---------|
|      | 1   | INITIAL PROTO      |           |         |
|      | A-1 | PRODUCTION RELEASE | DJT       | 5-25-95 |
|      |     |                    |           |         |

Insulate leads with tubing.

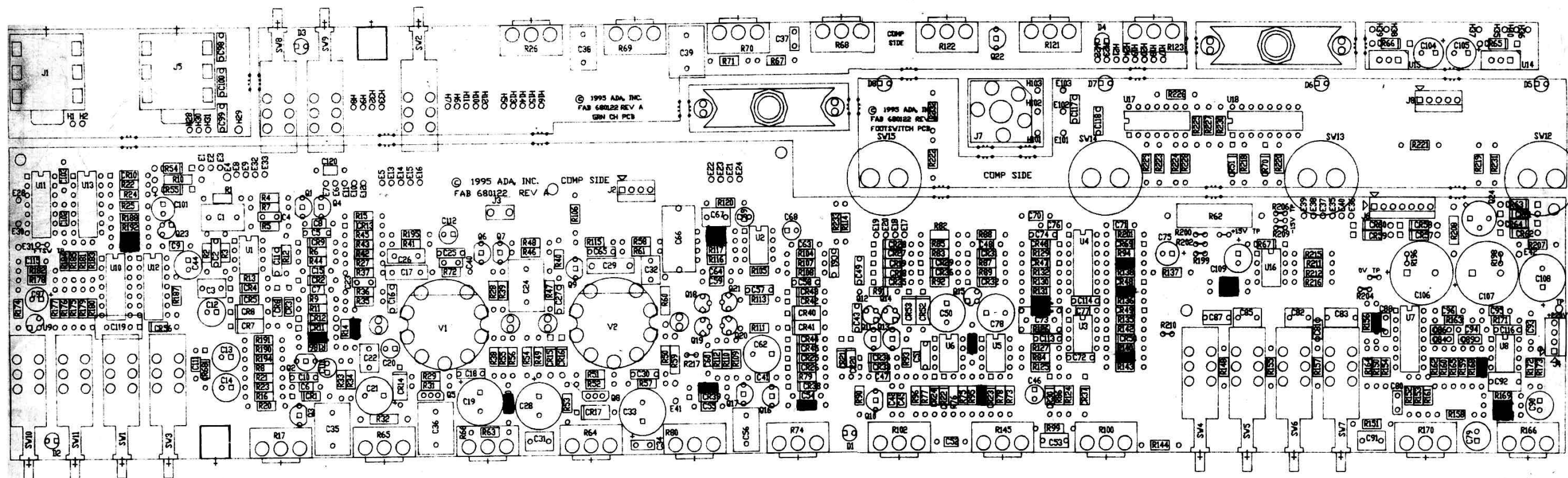


1.0 inches

0.5 inches



0.75"



Res 10K 5% (010390) 15

Res 24K 5% (010470) 2

Res 11K 5% (010392) 1

Res 12K 5% (010400) 2

Res 15K 5% (010420) 2

Res 22K 5% (010460) 3

Station 4 page 1 of 2

THIS DRAWING DOCUMENT CONTAINS INFORMATION WHICH IS PROPRIETARY TO AND THE PROPERTY OF ADA, INC. AND MAY NOT BE USED, REPRODUCED OR DISCLOSED IN ANY MANNER WITHOUT THE EXPRESSED CONSENT OF ADA, INC.

FILE NAME: C1128ra1.DWG

CHECKED BY: *CS*

DATE: *5/25/95*

APPROVED BY:

DATE:


**SIGNAL PROCESSORS, INC.**  
 420 LESSER STREET, OAKLAND, CA 94601

TITLE: ASSEMBLY DRAWING  
RG/SERIES MAIN PCB

DRAWN BY: ERIC SCOTT

ENGR: DJT

© COPYRIGHT 1995

C 1128 A1 01/04

SIZE-NUMBER-REV-PG/PAGES

DATE: 5/18/95

SCALE: NONE