


# LX6



## SPECIFICATIONS

### ACOUSTIC & ELECTRICAL SPECIFICATIONS:

- \* Nominal Impedance: 8 ohm
- \* Recommended Amp Power: 10-125W
- \* Frequency Response: 45 Hz - 20 kHz (-6dB)
- \* Sensitivity: 87 dB / 2,83V / 1 m
- \* Crossover frequency: 3 kHz

### SYSTEM COMPONENTS:

- \* Cabinet: CLX6 (Not for sale)
- \* Grille: GLX6 (2408980)
- \* Woofer: LX170-5 165mm Woofer  
30mm voice coil
- DC Resistance: 4,8 ohm

### SYSTEM COMPONENTS: (cont'd)

- \* Tweeter: LX026T 25mm  
Titanium Dome Tweeter
- DC Resistance: 4,3 ohm
- \* Crossover Network: NLX6 (2709100)

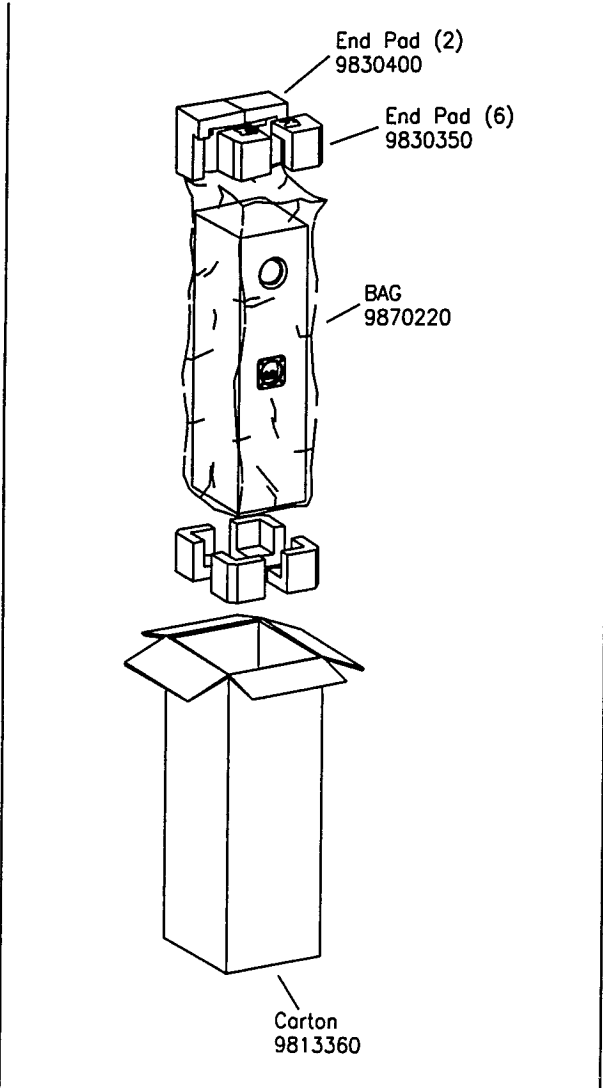
### PHYSICAL SPECIFICATIONS:

- \* Enclosure Dimensions (H.W.D): 31,5x8,7x11,1 In. D  
(800x220x283mm D)
- \* Shipping Weight: 31 lbs. (14 kg.)

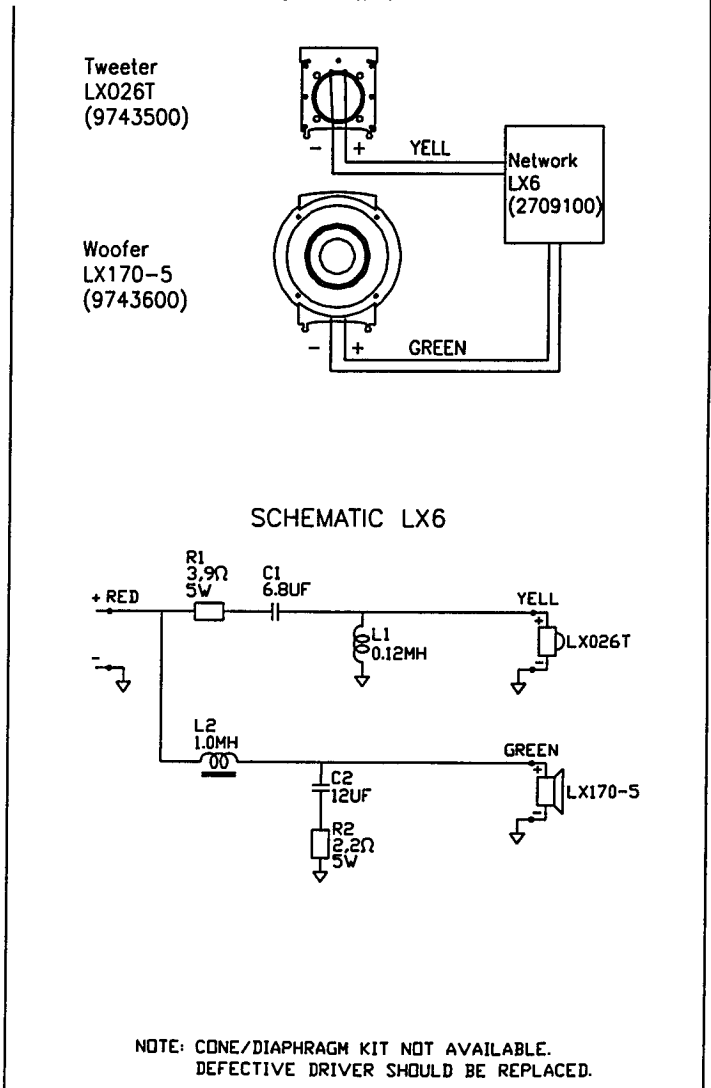
### WARRANTY INFORMATION:

- \* Refer to the Warranty Statement packed with each product

## PACKAGE



## WIRING DIAGRAM



LX6

Valid from serial no. 01001  
Rev. 14/09-1996

## COMPONENT EXPLODED VIEW

