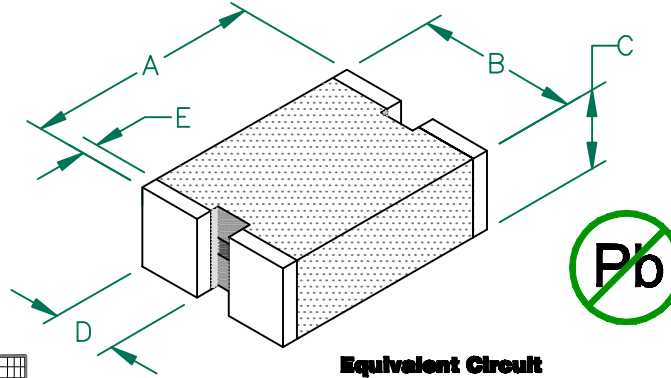


CM3322X630R-10

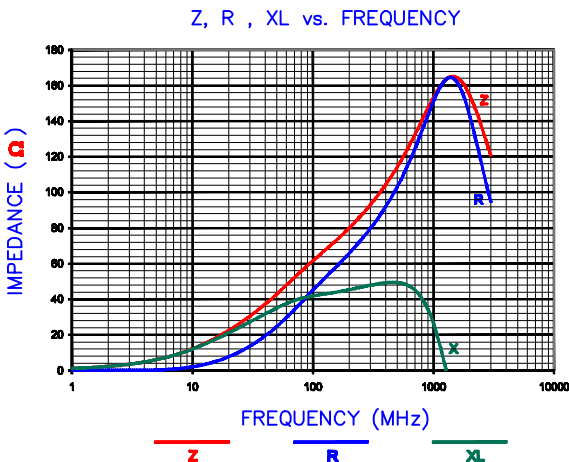
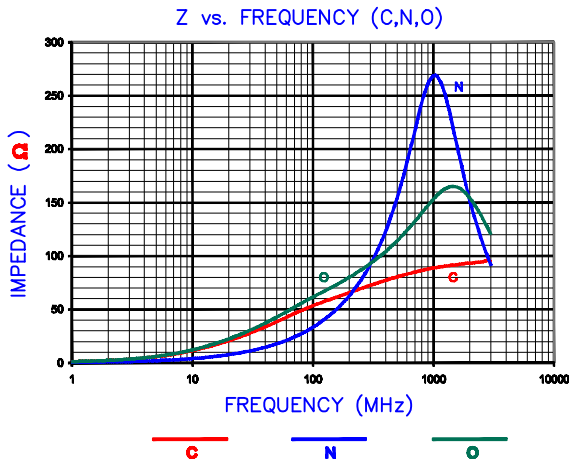
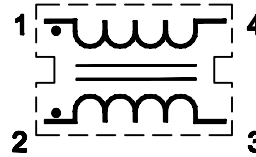
UNCONTROLLED DOCUMENT

PHYSICAL DIMENSIONS:

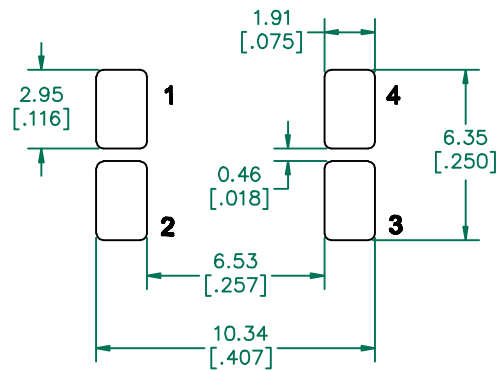
A	8.50 [.335]	\pm 0.25 [.010]
B	5.60 [.220]	\pm 0.25 [.010]
C	2.85 [0.112]	\pm 0.25 [.010]
D	2.24 [.088]	\pm 0.23 [.009]
E	0.58 [.023]	\pm 0.18 [.007]



Equivalent Circuit



LAND PATTERNS FOR REFLOW SOLDERING



(For wave soldering, add 0.762 [0.030] to this dimension.)

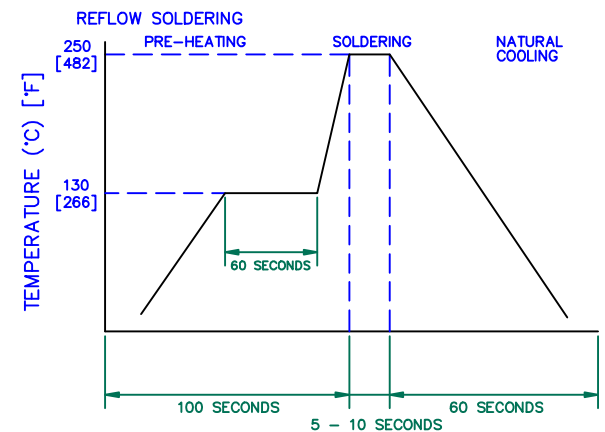
ELECTRICAL CHARACTERISTICS:

	Z @ 100MHz (Ω)	DCR (Ω)	Rated Current
Nominal	63		
Minimum	47		
Maximum	79	0.008	10,000 mA

NOTES: UNLESS OTHERWISE SPECIFIED

1. TAPED AND REELED per CURRENT EIA SPECIFICATIONS 13" REELS, 2500 PCS/REEL.
2. TERMINATION FINISH IS 100% TIN.
3. COMPONENTS SHOULD BE ADEQUATELY PREHEATED BEFORE SOLDERING.
4. U.S. PATENT 6,288,626 SHOULD APPEAR ON THE LABEL OF EACH REEL OF PACKAGED PARTS.
5. PART HAS NO PIN POLARITY.

RECOMMENDED SOLDERING CONDITIONS



DIMENSIONS ARE IN mm [INCHES].

THIS DOCUMENT CONTAINS INFORMATION WHICH IS PROPRIETARY AND CONFIDENTIAL TO STEWARD. NO PRODUCTION OR PUBLICATION OF THIS DOCUMENT IN WHOLE OR IN PART SHALL BE MADE WITHOUT WRITTEN AUTHORIZATION FROM STEWARD.



PROJECT/PART NUMBER:	REV	PART TYPE:	DRAWN BY:
CM3322X630R-10	C	CO-FIRE	TMB
DATE:	SCALE:	NTS	SHEET:
03/29/04			2 of 2

REV	DESCRIPTION	DATE	INT
C	UPDATE COMPANY LOGO	11/26/07	JRK
B	ADDED EQUIVALENT CIRCUIT TO PRINT	01/17/06	JRK
A	ORIGINAL DRAFT	03/29/04	TMB