

CIRCUIT DIAGRAM WORLD

[INDEX](#)

 Position: [Index](#) > [Basic Circuit](#) >


DS1802 Stereo Digital Volume Control

2015-01-12 19:00 134

Declaration: We aim to transmit more information by carrying articles . We will delete it soon, if we are involved in the problems of article content ,copyright or other problems.

 Sheraton Metairie -
New Orleans Hotel

Book Now



DS1802 Stereo Digital Volume Control

DS1802 is a Stereo Digital Volume Control IC. It consists of two 65-position, 45kΩ digital potentiometers with logarithmic resistance properties incrementing 1dB per step. It can be operated under automatic software control via a serial 3-wire interface where wiper settings are written with 8-bit words, or under push button control via a simple contact closure. The part can be used in either 3V or 5V environments and anywhere within the temperature range of -40°C to 85°C. The DS1802 supports daisy-chaining with other devices under microprocessor control.

Similar Circuit Diagram

[How to build Controlling a relay with a digital I level.](#)

[Digital-frequency-window](#)

[Digital Signal Processing ??? Applications](#)

[Tunable active filter](#)

[3-Axis, ±1.5 g/±3 g/±6 g/±12 g Digital Accelerometer\(ADXL312\)](#)

[Pulse width modulation using 555](#)

[Digital Quality Microphone Pre Ampl \(LM1036\)](#)

[Wideband, High Input Impedance, Gain = 100 or more](#)

[Tahometru digital bicicleta](#)

[A digital counter circuit](#)

[Visual modulation indicator](#)

[All pass filters](#)

[Twin-t-notch-filter](#)

[Three Pole State Variable Filter Module Base ssm2164](#)

[4.5Mhz notch filter](#)

[19 KHz MPX Low Pass Filter](#)

[Control digital al volumului](#)

[Filter carrier with narrow bandwidth circuit diagram](#)

[455-Khz Narrow-Band If Filter Circuit](#)

[Audio Notch Filter For Shortwave Receivers \(MAX9814\)](#)


[LTC1407 Analog to Digital Converter Pin Configuration and Data Sheet](#)

[PLL filter blocks undesired frequencies](#)

[High impedance low capacitance wideband buffer](#)

[BiQuad Filter Circuit Diagram using LM3403 \(MAX9814\) Amp](#)

[How Digital Potentiometer Works \(MAX5160\)](#)



In addition, the DS1802 features four contact closure points for pushbutton control. When combined with control, this allows eight different pushbutton control functions. Secondly, the DS1802's potentiometers can be controlled separately or in stereo mode control where wipers from both pots are positioned together from control input.



The DS1802 provides high-performance audio volume and tone control in most applications where mechanical potentiometers are used, including CD players, guitar amplifiers, and sound boards. Digital potentiometers consume very low power while providing digital accuracy and reliability under flexible, automatic process control.

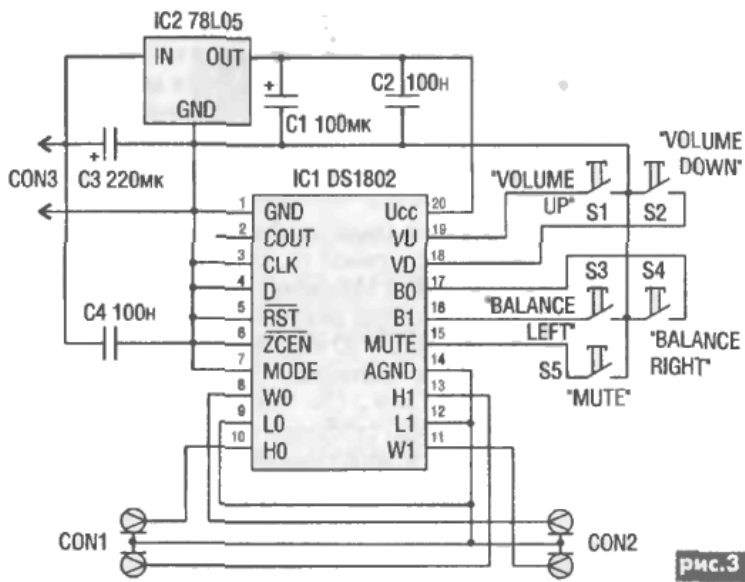

DS1802 chip costs few dollars and needs NO CPU! its unique in that it uses simple up/down/mute buttons easy for a DIYer to deal with. and they make the chip in DIP format, also easy for us point-to-point wiring guys to work with.

I suppose if you NEED 5.1, you could gang together 3 of these chips and just wire the push buttons in parallel fashion. as long as they all powered up at the same 'cold' time, they'd stay in sync.

Key Features


- Two digitally controlled, 65-position potentiometers
- Ultra low-power consumption
- Software and hardware controlled mute
- Digital or mechanical pushbutton wiper control
- Potentiometers can be linked for stereo control
- Logarithmic resistive characteristics (1dB per step)
- Zero-crossing detection to eliminate noise
- Serial port communication
- Can be daisy-chained for single-processor, multidevice designs
- Operating temperature range: -40°C to 85°C
- Operating voltage range: 3V or 5V
- Resistance available: 45kΩ



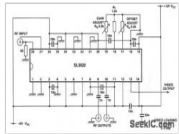


Reprinted Url Of This Article:

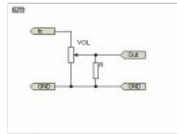
http://electronics-diy.com/electronic_schematic.php?id=958



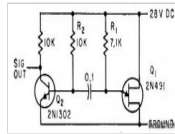
Maybe you like



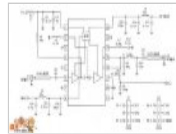
Logarithmic_limiting...



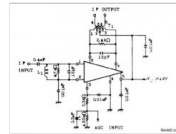
Better Volume (and ...



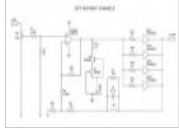
UJT_MVBR



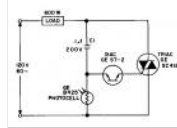
380MHz linear ampl...



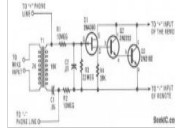
TV_video_IF_amplif...



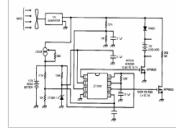
PPA headphone am...



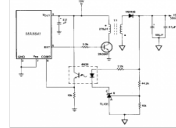
Photoelectric-ac-po...



TELEPHONE_AUT...



Wind battery Charger



Isolated-dc-dc-conv...