

TOP-OF-THE LINE MILLENNIUM 75 ALL-FET CLASS-A POWER AMPLIFIER.

EB-2000/342, THE “MILLENNIUM 75” ALL-FET CLASS-A DRIVER STAGE AND REGULATORS.

The “Millennium 75” driver is a Top-of-the Line driver circuit, intended for ribbon/electrostatic speakers and high-speed cone speakers. Its high speed, high resolution and transparency makes it equally applicable in high-end home systems as in studio monitor and recording applications. Its unprecedented tonal balance lets you use it in full-range systems and its silky mids and highs make it ideal for mid-range and tweeter drivers. Within its power range it can compete with all power amps on the market, irrespective of price.

With a maximum supply voltage of $\pm 50V$ ($\pm 55V$ unregulated), it can deliver up to 100W into 8 Ohm. If the power supply and the output stage/heatsink are chosen correctly, 75-80W of this can be delivered in pure Class-A.

The circuit diagram is shown in fig. 1.

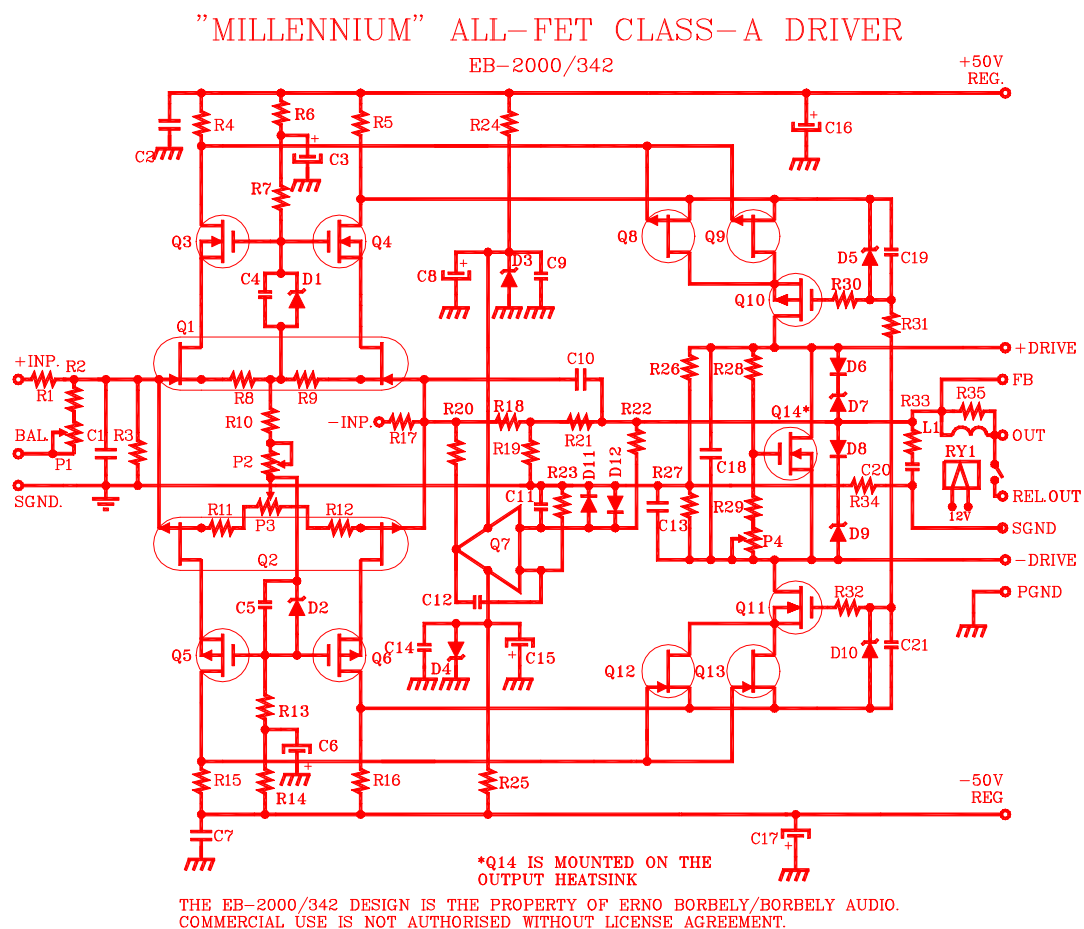


Fig. 1. The “MILLENNIUM” ALL-FET driver circuit.

The circuit is a fully complementary design, using only FETs as active elements. The input stage is a complementary differential cascode FET circuit, using dual monolithic JFETs as input devices and MOSFETs as Cascodes. The second stage consists of two JFETs in parallel and a MOSFET, connected in Cascode. The JFETs are operated at 8mA each, providing a total of 16mA drive for the output stage.

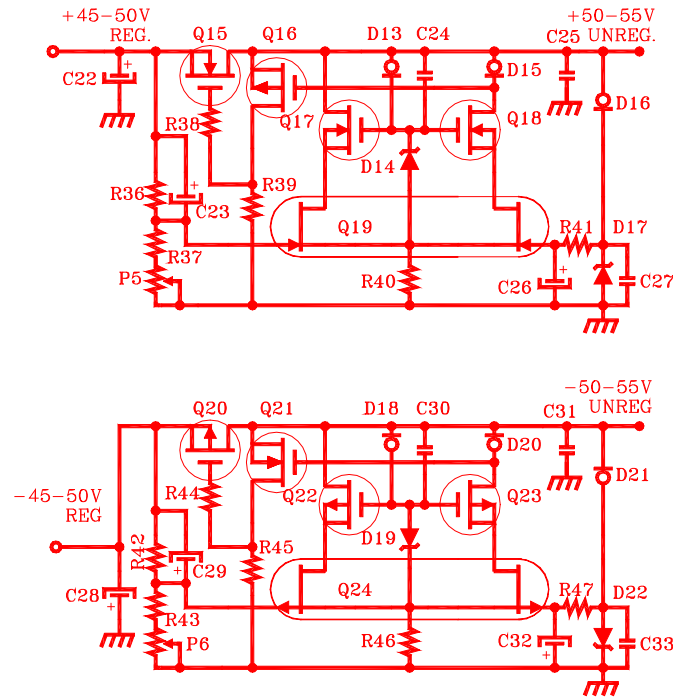
The bias circuit is a V_{gs} multiplier, using a MOSFET. The MOSFET itself, a TO-220 device, is selected according to the MOSFETs used in the output stage and is mounted on the output heatsink, if necessary. This ensures proper bias tracking with the different output MOSFETs. The output offset is

tracked and controlled by Q7, which is a JFET-input opamp. Two shunt regulators provide $\pm 10V$ supply voltage for the opamp.

The driver circuit is supplied from on-board ALL-FET discrete regulators see fig. 2.

"MILLENNIUM" ALL-FET REGULATORS

EB-2000/342



THE EB-2000/342 DESIGN IS THE PROPERTY OF ERNO BORBELY/BORBELY AUDIO.
COMMERCIAL USE IS NOT AUTHORISED WITHOUT LICENSE AGREEMENT.

Fig. 2. ALL-FET discrete regulators.

Each regulator is one half of a complementary ALL-FET power amplifier. The regulators are made up of a differential JFET/MOSFET Cascode input stage, and a single MOSFET driver and output stage. The reference voltage is provided by 6.9V low-noise buried-zener reference diodes, which are fed from JFET constant current sources. Output voltage can be adjusted between 30 and 50V. Minimum input/output voltage difference is 4V, but, to make sure that the regulator is always operating correctly, we recommend a difference of 5V. Maximum input voltage is 55V.

EB-2000/115 and EB-117/400 ALL-FET CLASS-A OUTPUT STAGE.

Recommended output stage for the "MILLENNIUM" driver is the EB-2000/115 or the EB-117/400 for 75-80W output power into 8 Ohm. The 115 and the 400 output board uses 8 pairs of TO-3P GSD output MOSFETs. The output MOSFETs are matched and do not require source resistors. The EB-2000/115 and the EB-117/400, if properly heatsinked, can deliver up to 75W in pure Class-A, and 150W in Class-AB. The schematic for EB-117/400 is shown in fig. 3.




Fig. 5. The Millennium 75 as implemented by LBAudio, California.

The EB-2000/342, EB-117/400 and the EB-903/237 are the intellectual property of Erno Borbely/Borbely Audio. Commercial use or duplication in any form is prohibited.